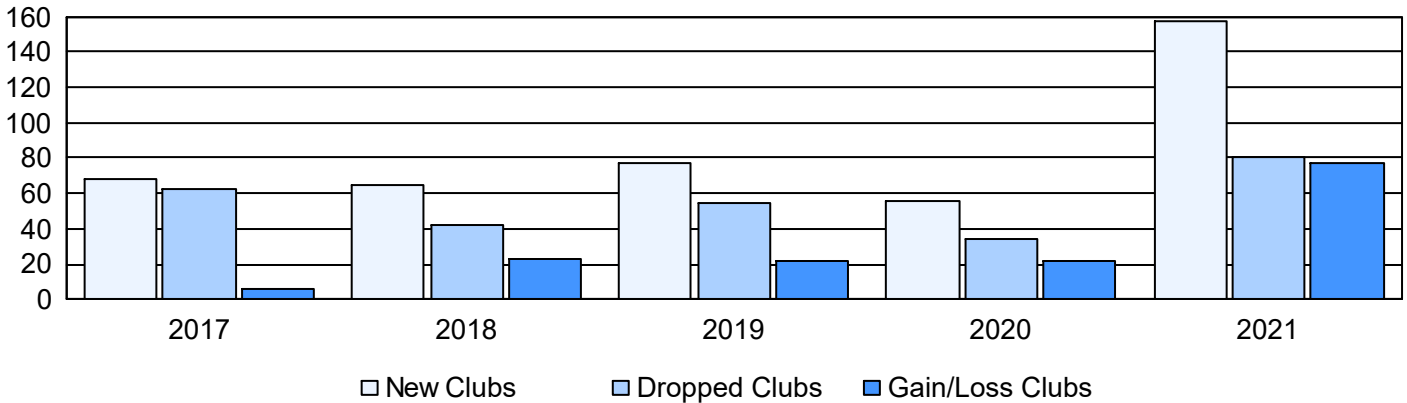
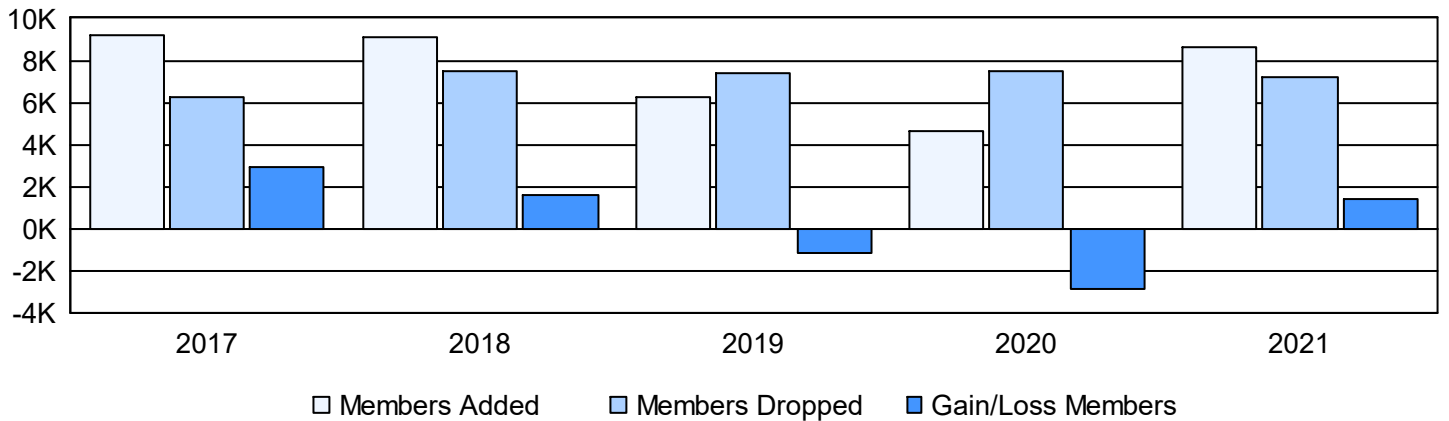


Year	New Clubs	Dropped Clubs	Gain/ Loss Clubs	New Members	Charter Members	Reinstate Members	Transfer Members	Total Member Added	Total Members Dropped	Gain/ Loss Members
2016-2017	68	62	6	5,952	2,107	836	250	9,145	6,239	2,906
2017-2018	65	42	23	6,438	1,859	671	167	9,135	7,509	1,626
2018-2019	77	55	22	2,772	2,219	1,057	155	6,203	7,410	-1,207
2019-2020	56	34	22	2,193	1,552	730	118	4,593	7,488	-2,895
2020-2021	157	80	77	3,450	4,254	780	88	8,572	7,204	1,368
<b>Average</b>	<b>85</b>	<b>55</b>	<b>30</b>	<b>4,161</b>	<b>2,398</b>	<b>815</b>	<b>156</b>	<b>7,530</b>	<b>7,170</b>	<b>360</b>

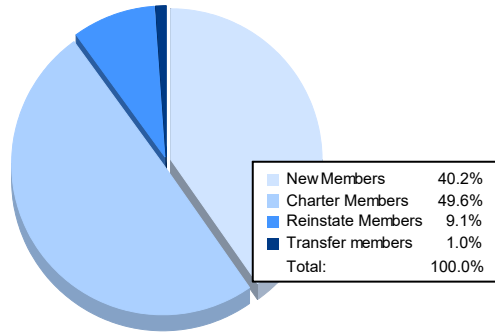
### Clubs



### Members



### Membership Composition June 2021 Cumulative



### Gender Composition June 2021 Cumulative

